



अमृत महा आवास अभियान २०२२-२३

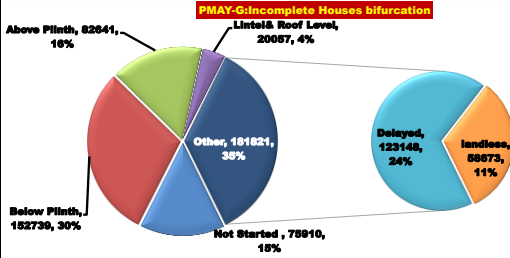
दैनिक प्रगती अहवाल : १५.०६.२०२३

प्रधानमंत्री आवास योजना ग्रामीण – मंजूरी, पूर्ण घरकुले, हप्ते वितरण, भूमिहीन, आर्थिकदृष्ट्या अपुर्ण
राज्य पुरस्कृत ग्रामीण आवास योजना – मंजूरी, पूर्ण घरकुले, हप्ते वितरण, आर्थिकदृष्ट्या अपुर्ण

योजना	एकूण मंजूरी	साप्ताहिक मंजूरी	एकूण पूर्ण	साप्ताहिक पूर्ण घरकुले	साप्ताहिक पहिला हप्ता वितरित	साप्ताहिक दुसरा हप्ता वितरित	साप्ताहिक तिसरा हप्ता वितरित
प्रधानमंत्री आवास योजना ग्रामीण	१४०७६८४	०	१०७६८३२	५०८	०	०	०
राज्य योजना	५७९४०७	४६९	४१६७७२	३४१	३०१	२४०	२०३
एकूण	१९८७०९१	४६९	१४९३६०४	८४९	३०१	२४०	२०३

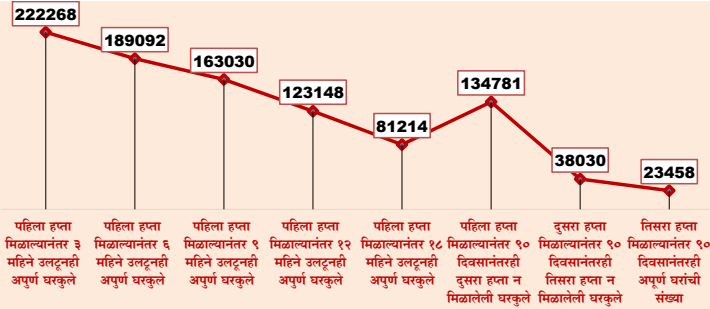
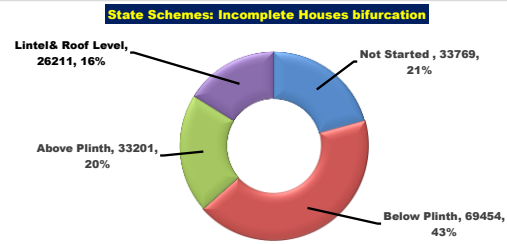
PMAY-G Completion Progress Bar

76.5%

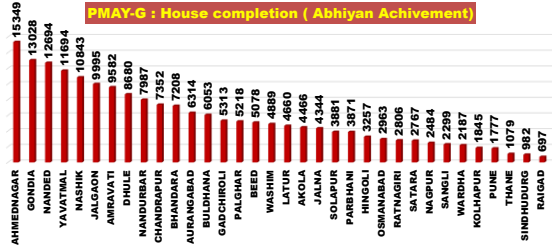
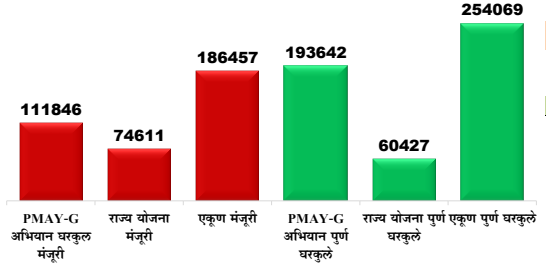


State Scheme Progress Bar

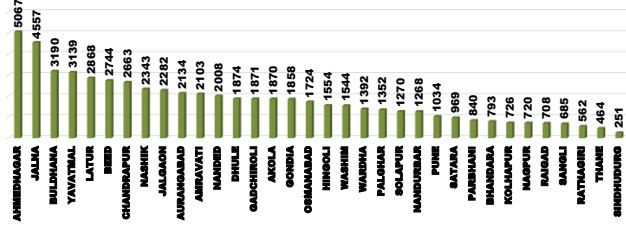
71.9%



Abhiyan Achievement Day 207



State Schemes : House completion (Abhiyan Achievement)

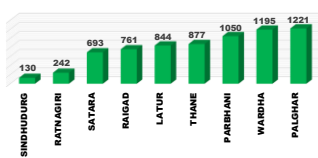


राज्य व्यवस्थापन कक्ष- ग्रामीण गृहनिर्माण

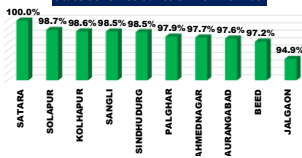
४ था मजला, दक्षिण कक्ष, सिडको भवन, सीबीडी बेलापूर, नवी मुंबई - ४०० ६१४.

Top and Bottom Ten Districts

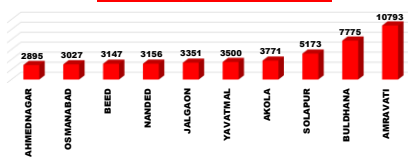
PMAY-G Delayed Houses TOP 10 Dist.



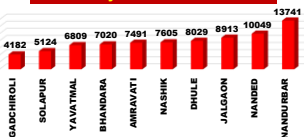
State Schemes Sanction TOP 10 Dist.



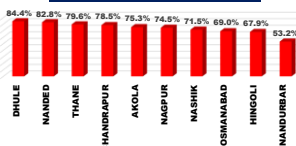
PMAY-G Remaining 1st Installments Bottom 10 Dist



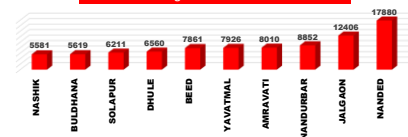
PMAY-G Delayed Houses Bottom 10 Dist.



State Schemes Sanction Bottom 10 Dist.



PMAY-G Remaining 2nd Installments Bottom 10 Dist



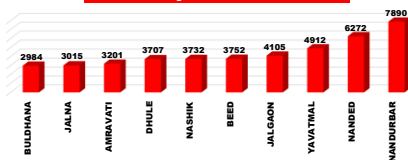
PMAY-G Completion TOP 10 Dist.



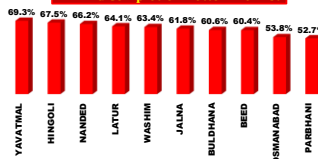
State Schemes Completion TOP 10 Dist.



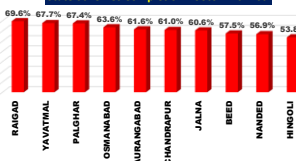
PMAY-G Remaining 3rd Installments Bottom 10 Dist



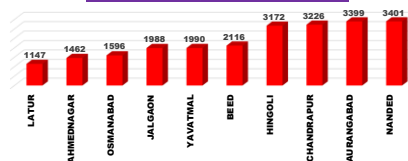
PMAY-G Completion Bottom 10 Dist.



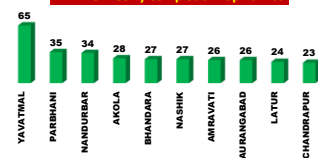
State Schemes Completion Bottom 10 Dist.



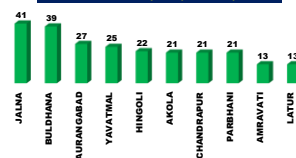
State Schemes Remaining 1st Installments Bottom 10 Dist



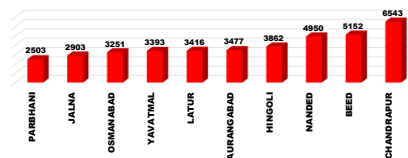
PMAY-G Weekly Completion Top 10 Dist.



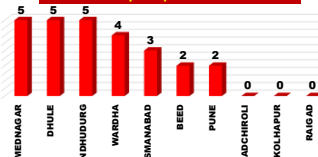
State Schemes Weekly Completion Top 10 Dist.



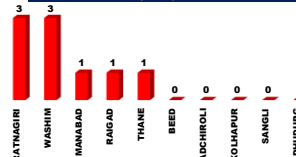
State Schemes Remaining 2nd Installments Bottom 10 Dist



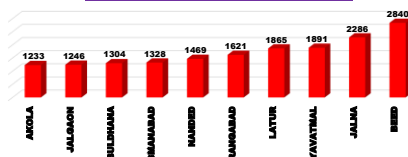
PMAY-G Weekly Completion Bottom 10 Dist.



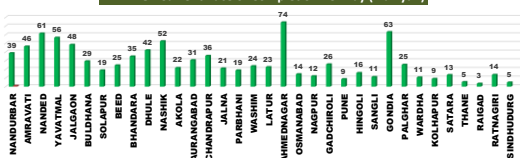
State Schemes Weekly Completion Bottom 10 Dist.



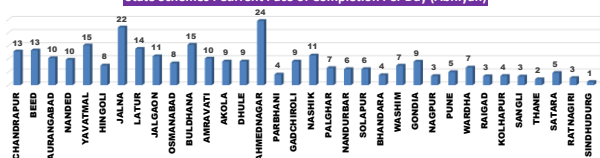
State Schemes Remaining 3rd Installments Bottom 10 Dist



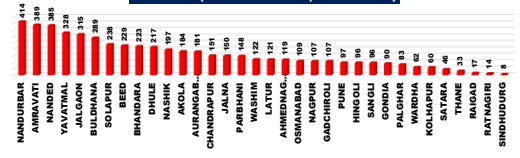
PMAY-G : Current Pace of Completion Per Day (Abhiyan)



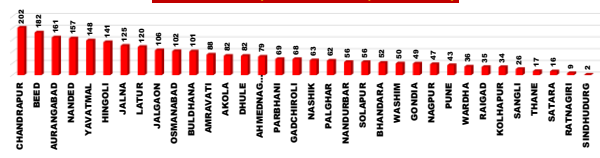
State Schemes : Current Pace of Completion Per Day (Abhiyan)



PMAY-G Required Pace of Completion Per Day



State Schemes Required Pace of Completion Per Day



प्रधानमंत्री आवास योजना ग्रामीण - मंजूरी (PWL+Awaas Plus)

Sr. No.	Division	Target (PWL+Awaas Plus)	14.06.2023	15.06.2023	Daily Achievement	Remaining
1	NASHIK DIV.	413463	413393	413388	0	75
2	AMRAVATI DIV.	273977	274027	273838	0	139
3	AURANGABAD DIV.	237292	237281	237281	0	13
4	NAGPUR DIV.	290972	290918	290888	0	84
5	KONKAN DIV.	69611	69568	69568	0	43
6	PUNE DIV.	122778	122751	122721	0	57
	Total	1408093	1407938	1407684	0	411

Sr. No.	District	Target (PWL+Awaas Plus)	14.06.2023	15.06.2023	Daily Achievement	Remaining
1	AKOLA	48781	48778	48778	0	3
2	AURANGABAD	36514	36514	36514	0	0
3	BEED	35258	35253	35253	0	5
4	BULDHANA	44696	44696	44696	0	0
5	DHULE	64918	64917	64917	0	1
6	GADCHIROLI	31615	31615	31615	0	0
7	GONDIA	96140	96124	96124	0	16
8	HINGOLI	18083	18083	18083	0	0
9	JALGAON	79157	79152	79152	0	5
10	JALNA	24023	24023	24023	0	0
11	KOLHAPUR	17585	17585	17585	0	0
12	LATUR	20493	20493	20493	0	0
13	NAGPUR	36920	36920	36920	0	0
14	NANDED	69466	69463	69463	0	5
15	NANDURBAR	118980	118958	118958	0	22
16	NASHIK	89683	89674	89674	0	9
17	OSMANABAD	14393	14390	14390	0	3
18	PALGHAR	35188	35188	35188	0	0
19	PARBHANI	19062	19062	19062	0	0
20	PUNE	20288	20287	20287	0	1
21	RAIGAD	9820	9820	9820	0	0
22	RATNAGIRI	9871	9841	9841	0	30
23	SINDHUDURG	5133	5133	5133	0	0
24	THANE	9599	9586	9586	0	13
25	WARDHA	18502	18501	18501	0	1
26	WASHIM	20355	20355	20355	0	0
27	YAVATMAL	65095	65094	65094	0	1
28	CHANDRAPUR	42949	42896	42893	-3	56
29	SANGLI	21606	21605	21602	-3	4
30	SATARA	14974	14941	14938	-3	36
31	AHMEDNAGAR	60725	60692	60687	-5	38
32	SOLAPUR	48325	48333	48309	-24	16
33	BHANDARA	64846	64862	64835	-27	11
34	AMRAVATI	95050	95104	94915	-189	135
	Total	1408093	1407938	1407684	0	411

Remaining Sanction RANK

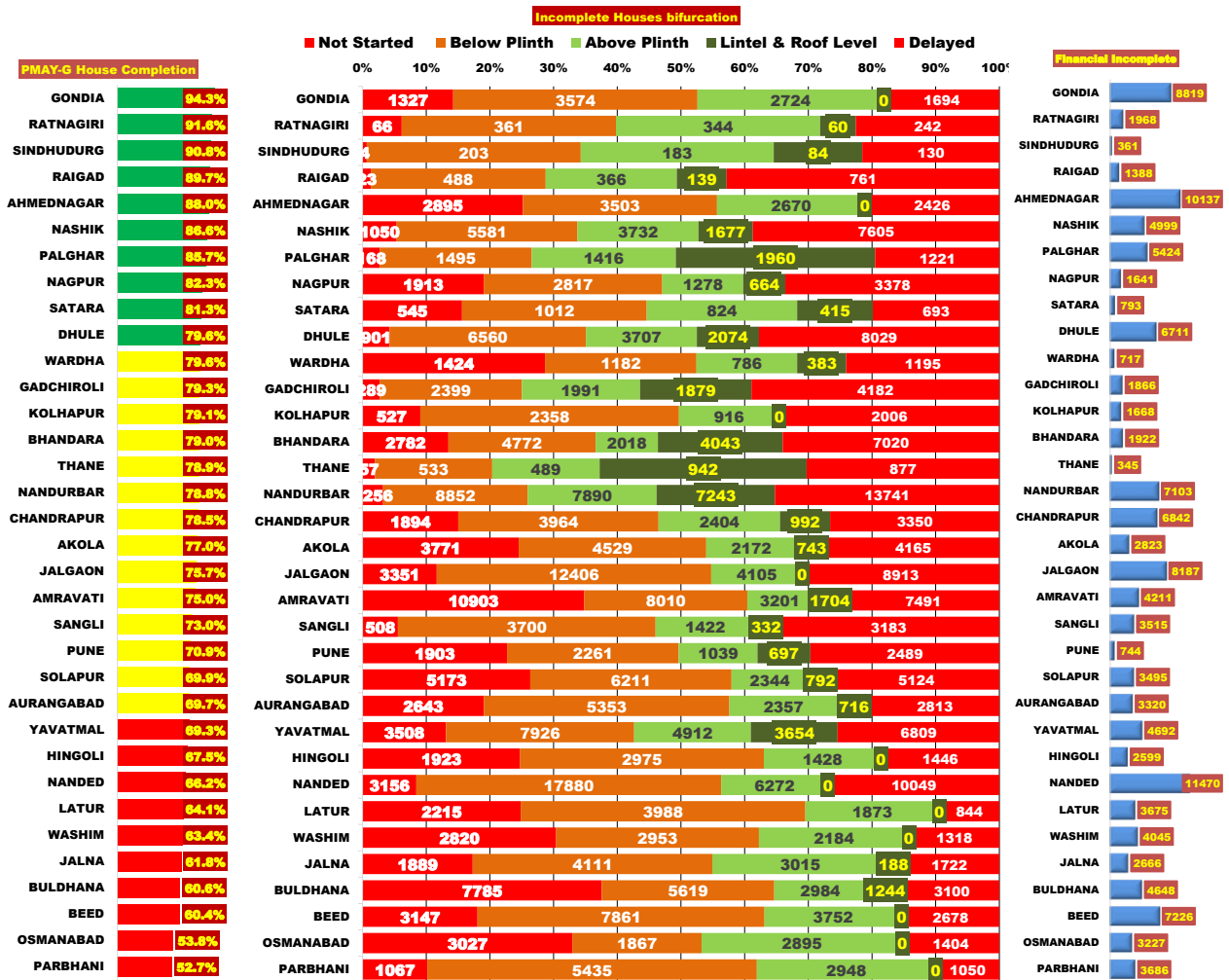
AURANGABAD	0
BULDHANA	0
GADCHIROLI	0
HINGOLI	0
JALNA	0
KOLHAPUR	0
LATUR	0
NAGPUR	0
PALGHAR	0
PARBHANI	0
RAIGAD	0
SINDHUDURG	0
WASHIM	0
DHULE	1
PUNE	1
WARDHA	1
YAVATMAL	1
AKOLA	3
OSMANABAD	3
SANGLI	4
BEED	5
JALGAON	5
NANDED	5
NASHIK	9
BHANDARA	11
THANE	13
GONDIA	16
SOLAPUR	16
NANDURBAR	22
RATNAGIRI	30
SATARA	36
AHMEDNAGAR	38
CHANDRAPUR	56
AMRAVATI	135

प्रधानमंत्री आवास योजना - ग्रामीण : भूमिहीन लाभार्थी अहवाल

Sr. No.	District	Google Sheet Report			AwaasSoft Report			
		Total Landless	Provided land	Remaining	Landless beneficiaries tagged In AwaasSoft	Landless beneficiaries provided land	Remaining Landless	Remaining Tag (provided land)
1	DHULE	18	18	0	18	18	0	0
2	GADCHIROLI	8	8	0	8	8	0	0
3	NANDURBAR	0	0	0	0	0	0	0
4	PALGHAR	11	11	0	11	11	0	0
5	RAIGAD	6	6	0	6	6	0	0
6	RATNAGIRI	23	23	0	23	23	0	0
7	SINHUDDURG	420	420	0	420	420	0	0
8	KOLHAPUR	257	239	18	257	227	30	12
9	THANE	127	69	58	127	60	67	9
10	NANDED	362	319	43	362	242	120	77
11	GONDIA	2450	2450	0	2450	2327	123	123
12	BEED	212	125	87	212	72	140	53
13	SANGLI	430	198	232	410	144	266	54
14	PARBHANI	331	63	268	331	54	277	9
15	SATARA	1304	660	644	1068	628	440	32
16	NASHIK	1803	1373	430	1824	1162	662	211
17	WARDHA	2803	1488	1315	2723	1550	1173	-62
18	CHANDRAPUR	2769	1221	1548	2709	1510	1199	-289
19	HINGOLI	1713	795	918	1713	466	1247	329
20	JALNA	1381	406	975	1374	85	1289	321
21	AURANGABAD	3297	1733	1564	3290	1807	1483	-74
22	NAGPUR	5089	3625	1464	4979	3472	1507	153
23	LATUR	2299	1121	1178	2310	509	1801	612
24	PUNE	2924	1611	1313	2781	880	1901	731
25	BHANDARA	5802	3758	2044	5727	3812	1915	-54
26	JALGAON	22958	20121	2837	22857	20925	1932	-804
27	OSMANABAD	2470	287	2183	2468	56	2412	231
28	YAVATMAL	3612	1450	2162	3845	1290	2555	160
29	WASHIM	3457	1398	2059	3436	865	2571	533
30	AHMEDNAGAR	7756	4183	3573	7874	4478	3396	-295
31	AKOLA	7073	3935	3138	7373	3942	3431	-7
32	SOLAPUR	7302	3705	3597	7163	1407	5756	2298
33	BULDHANA	15197	8944	6253	15601	8012	7589	932
34	AMRAVATI	21559	11389	10170	21310	11362	9948	27
	Total	127223	77152	50071	127060	71830	55230	6907

प्रधानमंत्री आवास योजना ग्रामीण - पूर्ण घरकूले

Sr. No.	Division	Sanction	14.06.2023	15.06.2023	Daily_Achievement	Remaining	Avg. Completed Per Day From 20.11.22 to Today	To be Completed in Per Day @ 15.06.23
1	AMRAVATI DIV.	273838	193695	193841	146	79997	177	1311
2	AURANGABAD DIV.	237281	150606	150742	136	86539	209	1419
3	NASHIK DIV.	413388	336290	336368	78	77020	255	1263
4	NAGPUR DIV.	290888	245627	245700	73	45188	182	741
5	KONKAN DIV.	69568	60150	60190	40	9378	52	154
6	PUNE DIV.	122721	89956	89991	35	32730	61	537
Total		1407684	1076324	1076832	508	330852	935	5424



प्रधानमंत्री आवास योजना ग्रामीण - पूर्ण घरकूले

Sr. No.	District	Sanction	14.06.2023	15.06.2023	Daily_Achievement	Remaining	Avg. Completed Per Day From 20.11.22 to Today	To be Completed In Per Day @ 15.08.23
1	YAVATMAL	65094	45037	45102	65	19992	56	328
2	PARBHANI	19062	10009	10044	35	9018	19	148
3	NANDURBAR	118958	93683	93717	34	25241	39	414
4	AKOLA	48778	37535	37563	28	11215	22	184
5	BHANDARA	64835	51193	51220	27	13615	35	223
6	NASHIK	89674	77607	77634	27	12040	52	197
7	AMRAVATI	94915	71181	71207	26	23708	46	389
8	AURANGABAD	36514	25420	25446	26	11068	31	181
9	LATUR	20493	13110	13134	24	7359	23	121
10	CHANDRAPUR	42893	33668	33691	23	9202	36	151
11	JALNA	24023	14828	14850	22	9173	21	150
12	SOLAPUR	48309	33770	33789	19	14520	19	238
13	HINGOLI	18083	12199	12215	16	5868	16	96
14	RATNAGIRI	9841	8995	9010	15	831	14	14
15	WASHIM	20355	12881	12895	14	7460	24	122
16	BULDHANA	44696	27061	27074	13	17622	29	289
17	NAGPUR	36920	30367	30377	10	6543	12	107
18	PALGHAR	35188	30139	30149	10	5039	25	83
19	THANE	9586	7555	7565	10	2021	5	33
20	GONDIA	96124	90597	90606	9	5518	63	90
21	NANDED	69463	45996	46004	8	23459	61	385
22	SANGLI	21602	15758	15766	8	5836	11	96
23	JALGAON	79152	59906	59913	7	19239	48	315
24	SATARA	14938	12136	12142	6	2796	13	46
25	AHMEDNAGAR	60687	53424	53429	5	7258	74	119
26	DHULE	64917	51670	51675	5	13242	42	217
27	SINDHUDURG	5133	4654	4659	5	474	5	8
28	WARDHA	18501	14722	14726	4	3775	11	62
29	OSMANABAD	14390	7740	7743	3	6647	14	109
30	BEED	35253	21304	21306	2	13947	25	229
31	PUNE	20287	14385	14387	2	5900	9	97
32	GADCHIROLI	31615	25080	25080	0	6535	26	107
33	KOLHAPUR	17585	13907	13907	0	3678	9	60
34	RAIGAD	9820	8807	8807	0	1013	3	17
Total		1407684	1076324	1076832	508	330852	935	5424

राज्यपुरस्कृत आवास योजना ग्रामीण - मंजूरी

Sr. No.	Division	Target	14.06.2023	15.06.2023	Daily_Achievement	Remaining
1	NAGPUR DIV.	119276	99371	99640	269	19636
2	AURANGABAD DIV.	200327	172884	172977	93	27350
3	AMRAVATI DIV.	110069	96620	96659	39	13410
4	KONKAN DIV.	34744	32226	32261	35	2483
5	NASHIK DIV.	141552	114419	114452	33	27100
6	PUNE DIV.	65859	63418	63418	0	2441
Total		671827	578938	579407	469	92420

Sr. No.	District	Target	14.06.2023	15.06.2023	Daily_Achievement	Remaining
1	NAGPUR	16291	11971	12134	163	4157
2	AURANGABAD	26141	25429	25511	82	630
3	CHANDRAPUR	40285	31544	31605	61	8680
4	BHANDARA	18458	15715	15754	39	2704
5	BULDHANA	21616	20343	20382	39	1234
6	RAIGAD	7418	6904	6939	35	479
7	DHULE	21790	18349	18381	32	3409
8	GONDIA	14261	13515	13521	6	740
9	OSMANABAD	24853	17156	17160	4	7693
10	NANDED	26760	22153	22156	3	4604
11	PARBHANI	19784	17672	17675	3	2109
12	JALGAON	25851	24523	24524	1	1327
13	LATUR	28004	26441	26442	1	1562
14	AHMEDNAGAR	35298	34499	34499	0	799
15	AKOLA	23681	17832	17832	0	5849
16	AMRAVATI	23224	19914	19914	0	3310
17	BEED	26878	26122	26122	0	756
18	GADCHIROLI	16834	15357	15357	0	1477
19	HINGOLI	27298	18548	18548	0	8750
20	JALNA	20609	19363	19363	0	1246
21	KOLHAPUR	13090	12901	12901	0	189
22	NANDURBAR	26578	14141	14141	0	12437
23	NASHIK	32035	22907	22907	0	9128
24	PALGHAR	11792	11539	11539	0	253
25	PUNE	14672	12782	12782	0	1890
26	RATNAGIRI	7129	6690	6690	0	439
27	SANGLI	8732	8604	8604	0	128
28	SATARA	10647	10647	10647	0	0
29	SINDHUDURG	2141	2108	2108	0	33
30	SOLAPUR	18718	18484	18484	0	234
31	THANE	6264	4985	4985	0	1279
32	WARDHA	13147	11269	11269	0	1878
33	WASHIM	11503	10567	10567	0	936
34	YAVATMAL	30045	27964	27964	0	2081
Total		671827	578938	579407	469	92420

Remaining Sanction RANK

SATARA	0
SINDHUDURG	33
SANGLI	128
KOLHAPUR	189
SOLAPUR	234
PALGHAR	253
RATNAGIRI	439
RAIGAD	479
AURANGABAD	630
GONDIA	740
BEED	756
AHMEDNAGAR	799
WASHIM	936
BULDHANA	1234
JALNA	1246
THANE	1279
JALGAON	1327
GADCHIROLI	1477
LATUR	1562
WARDHA	1878
PUNE	1890
YAVATMAL	2081
PARBHANI	2109
BHANDARA	2704
AMRAVATI	3310
DHULE	3409
NAGPUR	4157
NANDED	4604
AKOLA	5849
OSMANABAD	7693
CHANDRAPUR	8680
HINGOLI	8750
NASHIK	9128
NANDURBAR	12437

राज्यपुरस्कृत आवास योजना ग्रामीण - पूर्ण घरकुले

Sr. No.	Division	Sanction	14.06.2023	15.06.2023	Daily Achievement	Remaining	Avg. Completed Per Day From 20.11.22 to Today	To be Completed In Per Day @ 15.08.23
1	AURANGABAD DIV.	172977	108405	108535	130	64442	89	1056
2	AMRAVATI DIV.	96659	67943	68044	101	28615	57	469
3	NAGPUR DIV.	99640	71790	71842	52	27798	45	456
4	NASHIK DIV.	114452	90858	90891	33	23561	62	386
5	PUNE DIV.	63418	52734	52749	15	10669	23	175
6	KONKAN DIV.	32261	24701	24711	10	7550	16	124
	Total	579407	416431	416772	341	162635	292	2666

राज्य योजना अपूर्ण घरकुले

Sr. No.	District	रमाई आवास योजना	शबरी आवास योजना	आदाम आवास योजना	पारधी आवास योजना	व.च.मू.व योजना	धनगर आवास योजना	Completion%
1	SINDHUDURG	108	3	2	0	0	0	94.6%
2	RATNAGIRI	474	28	5	0	12	0	92.2%
3	SATARA	895	43	0	0	49	0	90.7%
4	AHMEDNAGAR	2734	2036	0	16	20	0	86.1%
5	KOLHAPUR	1695	12	0	0	28	361	83.8%
6	NASHIK	2813	981	25	33	0	0	83.2%
7	SOLAPUR	3305	84	0	8	1	0	81.6%
8	SANGLI	1578	7	0	4	0	0	81.5%
9	WARDHA	1237	812	172	2	0	0	80.3%
10	BHANDARA	1636	1396	0	0	148	10	79.8%
11	PUNE	1950	544	56	49	0	0	79.7%
12	THANE	283	402	365	0	0	0	78.9%
13	GONDIA	1510	1503	0	0	0	0	77.7%
14	NAGPUR	1014	1832	0	6	6	0	76.4%
15	PARBHANI	3980	207	0	0	0	0	76.3%
16	NANDURBAR	1122	2286	0	0	0	0	75.9%
17	JALGAON	3865	2537	0	75	0	0	73.6%
18	AMRAVATI	4292	812	0	33	213	0	73.1%
19	GADCHIROLI	1529	2351	297	0	0	0	72.8%
20	DHULE	2612	2392	0	14	0	0	72.7%
21	LATUR	7190	154	0	0	0	0	72.2%
22	AKOLA	4646	347	0	35	0	0	71.8%
23	WASHIM	2294	746	0	2	0	2	71.2%
24	BULDHANA	5617	479	0	18	0	52	69.7%
25	RAIGAD	289	1582	240	0	0	0	69.6%
26	YAVATMAL	2728	3545	2510	137	107	0	67.7%
27	PALGHAR	72	3478	207	0	0	0	67.4%
28	OSMANABAD	5965	96	0	42	141	0	63.6%
29	AURANGABAD	8377	1420	0	7	0	0	61.6%
30	CHANDRAPUR	4255	5994	188	15	1885	0	61.0%
31	JALNA	7442	91	0	11	32	61	60.6%
32	BEED	10578	509	0	8	0	0	57.5%
33	NANDED	9095	413	51	0	0	0	56.9%
34	HINGOLI	6276	2296	0	0	0	0	53.8%
	Total	113456	41418	4118	515	2642	486	

राज्यपुरस्कृत आवास योजना ग्रामीण - पूर्ण घरकूले

Sr. No.	District	Sanction	14.06.2023	15.06.2023	Daily Achievement	Remaining	Avg. Completed Per Day From 20.11.22 to Today	To be Completed in Per Day till 15.08.23
1	JALNA	19363	11685	11726	41	7637	22	125
2	BULDHANA	20382	14177	14216	39	6166	15	101
3	AURANGABAD	25511	15680	15707	27	9804	10	161
4	YAVATMAL	27964	18912	18937	25	9027	15	148
5	HINGOLI	18548	9954	9976	22	8572	8	141
6	AKOLA	17832	12783	12804	21	5028	9	82
7	CHANDRAPUR	31605	19247	19268	21	12337	13	202
8	PARBHANI	17675	13467	13488	21	4187	4	69
9	AMRAVATI	19914	14551	14564	13	5350	10	88
10	LATUR	26442	19085	19098	13	7344	14	120
11	WARDHA	11269	9033	9046	13	2223	7	36
12	NASHIK	22907	19045	19055	10	3852	11	63
13	DHULE	18381	13355	13363	8	5018	9	82
14	GONDIA	13521	10500	10508	8	3013	9	49
15	BHANDARA	15754	12557	12564	7	3190	4	52
16	JALGAON	24524	18040	18047	7	6477	11	106
17	PUNE	12782	10177	10183	6	2599	5	43
18	NANDED	22156	12592	12597	5	9559	10	157
19	NANDURBAR	14141	10728	10733	5	3408	6	56
20	PALGHAR	11539	7777	7782	5	3757	7	62
21	SOLAPUR	18484	15081	15086	5	3398	6	56
22	SATARA	10647	9656	9660	4	987	5	16
23	AHMEDNAGAR	34499	29690	29693	3	4806	24	79
24	NAGPUR	12134	9273	9276	3	2858	3	47
25	RATNAGIRI	6690	6168	6171	3	519	3	9
26	WASHIM	10567	7520	7523	3	3044	7	50
27	OSMANABAD	17160	10915	10916	1	6244	8	102
28	RAIGAD	6939	4827	4828	1	2111	3	35
29	THANE	4985	3934	3935	1	1050	2	17
30	BEED	26122	15027	15027	0	11095	13	182
31	GADCHIROLI	15357	11180	11180	0	4177	9	68
32	KOLHAPUR	12901	10805	10805	0	2096	4	34
33	SANGLI	8604	7015	7015	0	1589	3	26
34	SINDHUDURG	2108	1995	1995	0	113	1	2
Total		579407	416431	416772	341	162635	292	2666

प्रधानमंत्री आवास योजना ग्रामीण - हप्ते वितरण

Sr. No.	Division	1st Installment (Weekly Achvment)	1st Installment Remaining	2nd Installment (Weekly Achvment)	2nd Installment Remaining	3rd Installment (Weekly Achvment)	3rd Installment Remaining
1	NASHIK DIV.	0	9453	0	36902	0	22104
2	AMRAVATI DIV.	0	28656	0	29037	0	15453
3	AURANGABAD DIV.	0	19036	0	49470	0	24540
4	NAGPUR DIV.	0	9425	0	18708	0	11201
5	KONKAN DIV.	0	315	0	3080	0	2798
6	PUNE DIV.	0	8530	0	15542	0	6545
	Total	0	75415	0	152739	0	82641

PMAY-G 1st Ins Pending

SINDHUDURG	4
RAIGAD	20
THANE	57
RATNAGIRI	66
PALGHAR	168
GADCHIROLI	266
SANGLI	382
KOLHAPUR	527
SATARA	545
DHULE	901
NASHIK	1050
PARBHANI	1067
NANDURBAR	1256
GONDIA	1327
WARDHA	1424
NAGPUR	1784
CHANDRAPUR	1842
JALNA	1859
PUNE	1903
HINGOLI	1923
LATUR	2215
AURANGABAD	2642
BHANDARA	2782
WASHIM	2817
AHMEDNAGAR	2895
OSMANABAD	3027
BEED	3147
NANDED	3156
JALGAON	3351
YAVATMAL	3500
AKOLA	3771
SOLAPUR	5173
BULDHANA	7775
AMRAVATI	10793

PMAY-G 2nd Ins Pending

SINDHUDURG	203
RATNAGIRI	361
RAIGAD	488
THANE	533
SATARA	1012
WARDHA	1182
PALGHAR	1495
OSMANABAD	1867
PUNE	2261
KOLHAPUR	2358
GADCHIROLI	2399
NAGPUR	2817
WASHIM	2953
HINGOLI	2975
AHMEDNAGAR	3503
GONDIA	3574
SANGLI	3700
CHANDRAPUR	3964
LATUR	3988
JALNA	4111
AKOLA	4529
BHANDARA	4772
AURANGABAD	5353
PARBHANI	5435
NASHIK	5581
BULDHANA	5619
SOLAPUR	6211
DHULE	6560
BEED	7861
YAVATMAL	7926
AMRAVATI	8010
NANDURBAR	8852
JALGAON	12406
NANDED	17880

PMAY-G 3rd Ins Pending

SINDHUDURG	183
RATNAGIRI	344
RAIGAD	366
THANE	489
WARDHA	786
SATARA	824
KOLHAPUR	916
PUNE	1039
NAGPUR	1278
PALGHAR	1416
SANGLI	1422
HINGOLI	1428
LATUR	1873
GADCHIROLI	1991
BHANDARA	2018
AKOLA	2172
WASHIM	2184
SOLAPUR	2344
AURANGABAD	2357
CHANDRAPUR	2404
AHMEDNAGAR	2670
GONDIA	2724
OSMANABAD	2895
PARBHANI	2948
BULDHANA	2984
JALNA	3015
AMRAVATI	3201
DHULE	3707
NASHIK	3732
BEED	3752
JALGAON	4105
YAVATMAL	4912
NANDED	6272
NANDURBAR	7890

प्रधानमंत्री आवास योजना ग्रामीण - हप्ते वितरण

Sr. No.	District	1st Installment (Weekly Achivement)	1st Installment Remaining	2nd Installment (Weekly Achivement)	2nd Installment Remaining	3rd Installment (Weekly Achivement)	3rd Installment Remaining
1	AHMEDNAGAR	0	2895	0	3503	0	2670
2	AKOLA	0	3771	0	4529	0	2172
3	AMRAVATI	0	10793	0	8010	0	3201
4	AURANGABAD	0	2642	0	5353	0	2357
5	BEED	0	3147	0	7861	0	3752
6	BHANDARA	0	2782	0	4772	0	2018
7	BULDHANA	0	7775	0	5619	0	2984
8	CHANDRAPUR	0	1842	0	3964	0	2404
9	DHULE	0	901	0	6560	0	3707
10	GADCHIROLI	0	266	0	2399	0	1991
11	GONDIA	0	1327	0	3574	0	2724
12	HINGOLI	0	1923	0	2975	0	1428
13	JALGAON	0	3351	0	12406	0	4105
14	JALNA	0	1859	0	4111	0	3015
15	KOLHAPUR	0	527	0	2358	0	916
16	LATUR	0	2215	0	3988	0	1873
17	NAGPUR	0	1784	0	2817	0	1278
18	NANDED	0	3156	0	17880	0	6272
19	NANDURBAR	0	1256	0	8852	0	7890
20	NASHIK	0	1050	0	5581	0	3732
21	OSMANABAD	0	3027	0	1867	0	2895
22	PALGHAR	0	168	0	1495	0	1416
23	PARBHANI	0	1067	0	5435	0	2948
24	PUNE	0	1903	0	2261	0	1039
25	RAIGAD	0	20	0	488	0	366
26	RATNAGIRI	0	66	0	361	0	344
27	SANGLI	0	382	0	3700	0	1422
28	SATARA	0	545	0	1012	0	824
29	SINDHUDURG	0	4	0	203	0	183
30	SOLAPUR	0	5173	0	6211	0	2344
31	THANE	0	57	0	533	0	489
32	WARDHA	0	1424	0	1182	0	786
33	WASHIM	0	2817	0	2953	0	2184
34	YAVATMAL	0	3500	0	7926	0	4912
	Total	0	75415	0	152739	0	82641

राज्यपुरस्कृत आवास योजना ग्रामीण - हप्ते वितरण

Sr. No.	Division	1st Installment (Weekly Achievement)	1st Installment Remaining	2nd Installment (Weekly Achievement)	2nd Installment Remaining	3rd Installment (Weekly Achievement)	3rd Installment Remaining
1	NAGPUR DIV.	130	6396	61	12403	31	4116
2	AURANGABAD DIV.	48	16426	98	29514	70	13600
3	NASHIK DIV.	103	4115	16	9318	21	5441
4	AMRAVATI DIV.	15	3825	46	11561	63	6268
5	KONKAN DIV.	5	1111	12	2430	13	1614
6	PUNE DIV.	0	1896	7	4228	5	2162
Total		301	33769	240	69454	203	33201

State Schemes 1st Ins Pending

SINDHUDURG	13
RATNAGIRI	52
THANE	64
SATARA	72
NANDURBAR	79
SANGLI	172
NASHIK	219
PUNE	245
WARDHA	308
AKOLA	316
WASHIM	344
DHULE	367
GADCHIROLI	384
RAIGAD	467
AMRAVATI	512
PALGHAR	515
PARBHANI	534
BHANDARA	585
SOLAPUR	662
BULDHANA	663
KOLHAPUR	745
GONDIA	862
NAGPUR	1031
JALNA	1061
LATUR	1147
AHMEDNAGAR	1462
OSMANABAD	1596
JALGAON	1988
YAVATMAL	1990
BEED	2116
HINGOLI	3172
CHANDRAPUR	3226
AURANGABAD	3399
NANDED	3401

State Schemes 2nd Ins Pending

SINDHUDURG	51
RATNAGIRI	127
THANE	323
SATARA	369
RAIGAD	631
SANGLI	748
KOLHAPUR	818
NANDURBAR	863
PUNE	883
WARDHA	969
NAGPUR	1091
BHANDARA	1125
GONDIA	1264
PALGHAR	1298
SOLAPUR	1410
GADCHIROLI	1411
WASHIM	1504
NASHIK	1545
BULDHANA	1843
AHMEDNAGAR	2214
DHULE	2319
JALGAON	2377
AKOLA	2398
AMRAVATI	2423
PARBHANI	2503
JALNA	2903
OSMANABAD	3251
YAVATMAL	3393
LATUR	3416
AURANGABAD	3477
HINGOLI	3862
NANDED	4950
BEED	5152
CHANDRAPUR	6543

State Schemes 3rd Ins Pending

SINDHUDURG	31
RATNAGIRI	107
THANE	243
SATARA	243
KOLHAPUR	330
NAGPUR	336
SANGLI	363
BHANDARA	372
WARDHA	414
RAIGAD	493
PUNE	566
GONDIA	603
SOLAPUR	660
PALGHAR	740
WASHIM	810
NASHIK	867
NANDURBAR	954
PARBHANI	988
AMRAVATI	1030
DHULE	1165
GADCHIROLI	1167
HINGOLI	1203
AHMEDNAGAR	1209
CHANDRAPUR	1224
AKOLA	1233
JALGAON	1246
BULDHANA	1304
OSMANABAD	1328
NANDED	1469
AURANGABAD	1621
LATUR	1865
YAVATMAL	1891
JALNA	2286
BEED	2840

राज्यपुरस्कृत आवास योजना ग्रामीण -हप्ते वितरण

Sr. No.	District	1st Installment (Weekly Achlvement)	1st Installment Remaining	2nd Installment (Weekly Achlvement)	2nd Installment Remaining	3rd Installment (Weekly Achlvement)	3rd Installment Remaining
1	CHANDRAPUR	123	3226	29	6543	11	1224
2	NANDED	36	3401	62	4950	47	1469
3	JALGAON	102	1988	9	2377	14	1246
4	BULDHANA	3	663	17	1843	33	1304
5	LATUR	1	1147	18	3416	20	1865
6	AMRAVATI	6	512	13	2423	16	1030
7	GONDIA	7	862	16	1264	7	603
8	YAVATMAL	5	1990	6	3393	14	1891
9	BHANDARA	0	585	13	1125	11	372
10	HINGOLI	6	3172	15	3862	1	1203
11	PALGHAR	1	515	6	1298	9	740
12	RAIGAD	4	467	5	631	3	493
13	AKOLA	1	316	10	2398	0	1233
14	NASHIK	0	219	5	1545	6	867
15	KOLHAPUR	0	745	6	818	1	330
16	JALNA	1	1061	2	2903	2	2286
17	NAGPUR	0	1031	3	1091	2	336
18	AHMEDNAGAR	1	1462	2	2214	1	1209
19	AURANGABAD	4	3399	0	3477	0	1621
20	SATARA	0	72	0	369	2	243
21	SINDHUDURG	0	13	1	51	1	31
22	PARBHANI	0	534	1	2503	0	988
23	PUNE	0	245	0	883	1	566
24	SANGLI	0	172	0	748	1	363
25	SOLAPUR	0	662	1	1410	0	660
26	BEED	0	2116	0	5152	0	2840
27	DHULE	0	367	0	2319	0	1165
28	GADCHIROLI	0	384	0	1411	0	1167
29	NANDURBAR	0	79	0	863	0	954
30	OSMANABAD	0	1596	0	3251	0	1328
31	RATNAGIRI	0	52	0	127	0	107
32	THANE	0	64	0	323	0	243
33	WARDHA	0	308	0	969	0	414
34	WASHIM	0	344	0	1504	0	810
	Total	301	33769	240	69454	203	33201

प्रधानमंत्री आवास योजना ग्रामीण - Delayed Houses

■ पहिला हप्ता मिळाल्यानंतर १२ महिने उलटूनही अपूर्ण घरकुले
 ■ पहिला हप्ता मिळाल्यानंतर १८ महिने उलटूनही अपूर्ण घरकुले
 ■ पहिला हप्ता मिळाल्यानंतर १० दिवसानंतरही दुसरा हप्ता न मिळालेले घरकुले

■ दुसरा हप्ता मिळाल्यानंतर १० दिवसानंतरही तिसरा हप्ता न मिळालेले घरकुले
 ■ तिसरा हप्ता मिळाल्यानंतर १० दिवसानंतरही अपूर्ण घरांची संख्या

AHMEDNAGAR	2426	1575	3261	1833	31
AKOLA	4165	3341	3663	900	568
AMRAVATI	7491	5320	6962	1521	1052
AURANGABAD	2813	2189	4922	1165	504
BEED	2678	1788	7007	1859	440
BHANDARA	7020	4844	4372	807	2277
BULDHANA	3100	2081	4396	1018	771
CHANDRAPUR	3350	1863	3385	822	337
DHULE	8029	3995	6104	2457	1714
GADCHIROLI	4182	2359	2191	1207	1044
GONDIA	1694	1575	3147	1140	122
HINGOLI	1446	639	2703	546	114
JALGAON	8913	6366	11072	2231	614
JALNA	1722	1048	3759	1001	383
KOLHAPUR	2006	706	2216	325	92
LATUR	844	687	3490	582	57
NAGPUR	3378	2251	2530	439	585
NANDED	10049	8454	15599	2374	331
NANDURBAR	13741	9826	8222	5082	5548
NASHIK	7605	3470	4997	2199	1523
OSMANABAD	1404	574	1393	575	9
PALGHAR	1221	609	1264	759	842
PARBHANI	1050	712	4934	796	158
PUNE	2489	1680	1979	611	580
RAIGAD	761	234	468	260	168
RATNAGIRI	242	38	330	170	99
SANGLI	3183	2192	3316	652	221
SATARA	693	341	838	292	186
SINDHUDURG	130	73	193	83	25
SOLAPUR	5124	4487	5253	1293	603
THANE	877	186	497	214	389
WARDHA	1195	756	981	242	225
WASHIM	1318	784	2400	562	61
YAVATMAL	6809	4171	6937	2013	1785